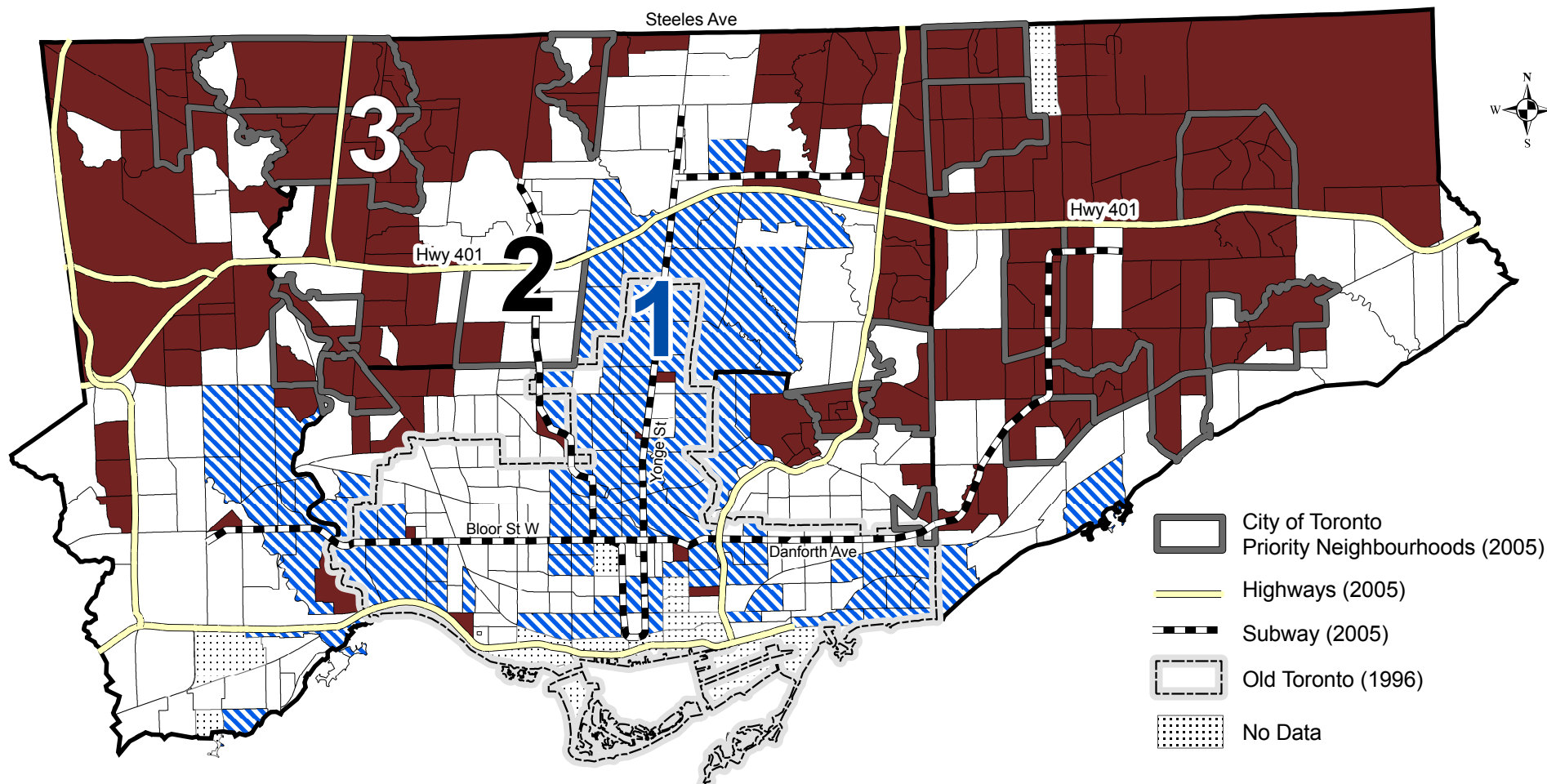





Change in Average Individual Income, City of Toronto, 1970 to 2005

Average Individual Income from all sources, 15 Years and Over, Census Tracts



Change in the Census Tract Average Individual Income as a percentage of the Toronto CMA Average, 1970-2005

-  Increase of 20% or More (100 Census Tracts, 19% of the City)
-  Increase or Decrease is Less than 20% (208 Census Tracts, 40% of the City)
-  Decrease of 20% or More (206 Census Tracts, 40% of the City)

Note: Census Tract 2001 boundaries shown. Census Tracts with no income data for 1970 or 2005 are excluded from the analysis. There were 527 total census tracts in 2001.

Analysis: R. Maaranen.
Source: Statistics Canada,
Census 1971, 2006

(c) Centre for Urban and Community Studies, University of Toronto, 2008
Neighbourhood Change Community University Research Alliance, SSHRC
J.D. Hulchanski, PhD, Principal Investigator.
For more information, see: www.gtuo.ca &
www.urbancentre.utoronto.ca